



**Neighbourhood
Small Grants
South
Okanagan
Similkameen**



Honoring the syilx peoples and their connection to this land

Community Foundation South Okanagan Similkameen

Giving Choices. Funding Change.

We offer a wide variety of ways for people to donate and give back to their community.

- Legacy Funds
- Designated Funds
- Donor Advised Funds
- Discretionary Funds
- Variety of gift types



- Agency Funds
- Flow Through Funds
- Grant opportunities
- Connect with donors
- Charity/NPO development
- Community Funds
- Giving Circles
- Bursaries
- Response & Relief Funds
- Neighbourhood Small Grants

Neighbourhood Small Grants Program Funding Partners

\$30,000 in Awards



Founded in 1991, CFSOS empowers individuals to make a lasting impact in their communities through meaningful giving opportunities. Beyond facilitating donations, CFSOS supports innovative community projects and events that strengthen the region. As the hub for the NSG Southern Interior Network, CFSOS fosters connections and inspires grassroots initiatives across the area.



NSG was developed by the Vancouver Foundation in 1999, and working in partnership with local community organizations and foundations, it now serves the whole province of British Columbia.



Penticton thrives when residents build connections, enhance public spaces, support social and environmental initiatives, and foster safety. These efforts create a more livable, inclusive community for all stages of life. City of Penticton supports stronger neighbourhoods.

What is Neighbourhood Small Grants?



- A grassroots granting program that empowers community members to bring their ideas to life with grants of up to **\$500**.
- NSG fosters local leadership and strengthens community-driven initiatives.

Neighbourhood Small Grants



Guided by ABCD principles (*Asset Based Community Development*)

Everyone has gifts

Anyone can offer their ideas, talents, skills, experiences, and contacts to build a strong community.

Small is beautiful

Small amounts of money have the potential to bring powerful changes to the community. With a grant, neighbours can focus on enjoying each others company.

Local Decisions are best

Community members from diverse backgrounds and experiences get an opportunity to make decisions on who should get the grants in their community.

Where we live matters

Grants enable anyone to team up with their neighbour and come up with a project based on what you think works best in the community.

We learn together

NSG projects create opportunities to learn, share, reflect, exchange and capture knowledge, skills, and information.

Everyone is invited

No matter their age, ethnicity, income, cultural background, gender, ability, and sexual orientation



**Build community
strength & resilience**

Goals of NSG



**Grow community
creativity and
wellbeing**



**Deepen belonging
and tackle isolation**



**Celebrate our
communities**



Project Ideas & Inspiration



Connecting with Neighbours



Sharing Skills & Knowledge



Strengthening Belonging & Responsibility



Celebrating Inclusivity & Diversity



Consider Your Event Location

On a street

- Suitable for larger gatherings
- Must be on local road or cul de sac and not a busy road
- You will need to have \$2 million in liability insurance. Contact your provider, or purchase insurance.
- You will need to get permission to close your street
- Personal consideration: people can go home quickly to use the bathroom

In a park

- Suitable for large or small gatherings
- Learn more about hosting an event with your local government
- You will need to have \$2 million in liability insurance
- Public washrooms

On private property

- For smaller gatherings, a lawn party can work well
- No permits are required
- You may need 3rd party insurance
- Comfortable with people in your house?



Tips for Planning a NSG Gathering

1. Start With a Tiny Dream... Then Grow It Together

Don't plan everything yourself! Share the idea and invite neighbours to shape the vibe. It builds buy-in and spreads the workload.

Ask: “What would make you want to come hang out on your block for two hours?”

2. Plan Activities for Multiple Generations

Here's a ready-made low-cost, high-fun mix:

For Littles:

- Sidewalk chalk zone
- Bubble station
- Mini bike parade (decorate and ride!)

For Teens:

- Music takeover DJ-style
- Nerf or water balloon games

For Adults:

- Lawn game tourney (cornhole, washer toss, etc.)
- Chill zone with camp chairs and iced tea

For Elders:

- Shaded seating
- Storytelling circle or oral history chat

For Everyone:

- Community art project (paint a shared mural board)
- Neighbourhood trivia (can be themed to local landmarks or silly facts)
- **Dance party with tunes from all eras**

3. Potluck or BYO? Just Keep It Simple

Ask everyone to bring something easy (with a list to avoid 16 bags of chips). Or designate zones: A–F bring drinks, G–M bring snacks, N–Z bring desserts. Consider food allergies and label everything clearly.

4. Borrow, Don't Buy

Ask neighbours to bring folding tables, sun tents, chairs, string lights, coolers, sidewalk chalk, speakers.

5. Have a (Loose) Schedule

Anchor the event with one or two time-bound pieces:

“Bike Parade at 2:30!”

“Karaoke kicks off at 4:00!”

But otherwise? Let it flow. Leave room for spontaneous connection.

6. End With Gratitude and a Group Photo

Take a big photo (dogs and bubbles and all).

Thank everyone for showing up and being the magic.

Maybe even start a little mailing list or WhatsApp group for “next time.”









7. Location, Location, Barricade

Check in with local government early about road closures, signage, and any permits. If it's informal, a cul-de-sac or laneway might not need a full permit - but always ask.

Safety first! Think cones, signs, or folding chairs strung with bunting to alert traffic.

Think Resourcefully: Borrow or get donations from local businesses
Think Local: For your purchases buy from locally owned and/or sourced locations

Tips for your Budget

-  List All Project Expenses – Identify everything you'll need to bring your idea to life.
-  Grant Request – Keep your total request under **\$500**.
-  Estimate Attendees – Plan for supplies and food based on expected numbers.
-  Project Activities – Budget for games, crafts, and building/beautifying activities.
-  Prizes & Giveaways – Consider costs for tools, plants, or unexpected.
-  Food Costs – Sharing food is the most universal activity.
-  Permits & Insurance – Check with your local government for any required permits or your insurer for 3rd party liability insurance.
-  Honorariums – Permissible allocations:
 - Up to \$350 – Hosting a series of events
 - Up to \$350 – Indigenous knowledge sharers /series
 - Up to \$350 – Musicians
 - Up to \$100 – Guest speakers, makers, or specialized skills
 - (Honorariums do not replace professional fees.)

Think Resourcefully: Borrow or get donations from local businesses
Think Local: For your purchases buy from locally owned and/or sourced locations

Quick Tips

- Don't host on an NSG on a long weekend - people are usually booked
- Bring a child with you to give out invitations
- Have a THEME
- GAMES to get the conversations flowing with laughs
- Have a safety plan & a First Aid kit available, fire extinguisher
- WELCOME TABLE with name tags (use colour pens and stickers)
- Create a neighbourhood contact list or a Facebook page
- Research ideas!



Responsibility of grantee/ Project Leader



Expectations & Responsibilities of a Grantee

- ✓ Review your Letter of Award & Action Prompts
- ✉ Stay connected with the NSG Coordinator—send an invite!
- 🎨 Acknowledge NSG by including the logo on materials
- 💰 Use funds according to your approved budget
- ⌚ Complete your project within the given timeframe
- 📷 Share your impact by uploading photos and a project story to the grant portal

Funder Recognition and LOGOS



**Neighbourhood
Small Grants**



**Neighbourhood
Small Grants**





Celebrate summer at the

ROCK THE BLOCK PARTY

Join us for food and games this June
20, 2020 3:00 PM at 123 Anywhere St.
RSVP TO GEORGE AT (123) 456-7890.



**Neighbourhood
Small Grants**



Share Your Story

Take Photos

During your project, make sure you take photos or videos that you can submit.




Write a Story

How did your project go?
Any surprises?
Anything that you would change?
Did you have enough support?



Inspire others

By sharing your story you are inspiring other people in the community to apply or contribute to their neighbourhood.








You're Invited! Asset Based Community Development

October 16 & 17, 2025, Penticton Lakeside Resort

Reimagine Community Change

Discover the Power of Asset-Based Community Development **(ABCD)**

In this two-day workshop, you will:

-  Shift the mindset – From deficits to strengths
-  Learn ABCD basics – Core principles + mindset
-  Explore 4 actions – That drive inside-out change
-  Map assets – Gifts, skills, relationships
-  Discover 9 functions – Of thriving, citizen-led communities

Workshop Value: \$400 per participant

Subsidies Available for Eligible Participants

- ✓ Nonprofit Staff • Municipal Staff
- ✓ CFSOS Volunteers • NSG Community Members

Subsidy amounts vary by role. Full and partial subsidies available.

Contact Kim to confirm your eligibility and secure your spot!

 kimenglish@cfso.net



Giving Choices. Funding Change.

Kim English

Email: kimenglish@cfso.net

www.cfso.net